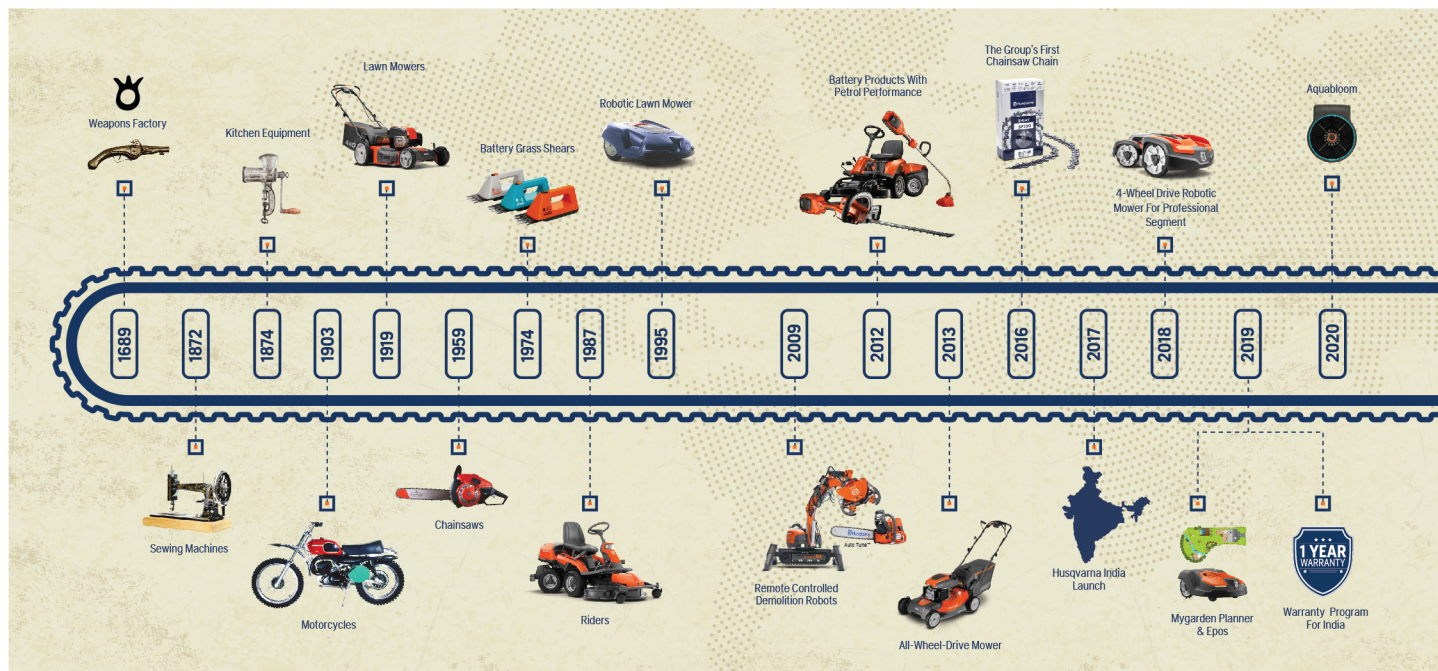




# HUSQVARNA PRODUCTS AND SOLUTIONS

OVER 336 YEARS OF INNOVATION

SWEDISH DESIGN & TECHNOLOGY



## CHAINSAWS

125



Cylinder displacement - 40 CC  
Rated power - 1.52 kW / 2 hp @ 9000 rpm  
Weight (excl. cutting equipment) - 4.6 Kg  
Bar size - 18"-16"

135 MARK II



Cylinder displacement - 38 CC  
Rated power - 1.6 kW / 2.1 hp @ 9000 rpm  
Weight (excl. cutting equipment) - 4.7 Kg  
X-TORQ®  
Bar size - 14"-16"

T435



Cylinder displacement - 35.2 CC  
Rated power - 1.5 kW / 2 hp @ 10000 rpm  
Weight (excl. cutting equipment) - 3.4 Kg  
X-TORQ®  
Bar size - 12"-14"

445E II



Cylinder displacement - 45.7 CC  
Rated power - 2.1 kW / 2.8 hp @ 9000 rpm  
Weight (excl. cutting equipment) - 5.1 Kg  
X-TORQ®  
Bar size - 18"

353



Cylinder displacement - 51.7 CC  
Rated power - 2.4 kW / 3.2 hp @ 9000 rpm  
Weight (excl. cutting equipment) - 5 Kg  
Bar size - 16"-20"

455 RANCHER



Cylinder displacement - 55.5 CC  
Rated power - 2.6 kW / 3.4 hp @ 9000 rpm  
Weight (excl. cutting equipment) - 6 Kg  
X-TORQ®  
Bar size - 16"-20"

365



Cylinder displacement - 65.1 CC  
Rated power - 3.4 kW / 4.5 hp @ 9300 rpm  
Weight (excl. cutting equipment) - 6.4 Kg  
Bar size - 18"-24"

372XP



Cylinder displacement - 70.7 CC  
Rated power - 3.9 kW / 5.3 hp @ 9600 rpm  
Weight (excl. cutting equipment) - 6.3 Kg  
Bar size - 18"-28"

585



Cylinder displacement - 86 CC  
Rated power - 5.1 kW / 6.83 hp @ 9600 rpm  
Weight (excl. cutting equipment) - 7.5 Kg  
Bar size - 20"-28"

3120XP



Cylinder displacement - 118.8 CC  
Rated power - 6.2 kW / 8.3 hp @ 9000 rpm  
Weight (excl. cutting equipment) - 10.4 Kg  
Bar size - 24"-36"

**DID YOU  
KNOW?**


**HIGH VIBRATION DOES  
NOT MEAN YOUR  
CHAINSAW IS POWERFUL.**  
Husqvarna chainsaws come  
fitted with vibration  
dampeners making  
it easier to use for  
longer hours

**WHAT'S MORE**  
Husqvarna chainsaws give  
you truckload guarantee  
with no strain on your body



**CERTIFIED\***

## ACCESSORIES



## POWER WEEDERS

### TF 120P



Rated power - 1.4 kW / 1.87 hp @ 3150 rpm  
Working width / depth - 460 mm / 150 mm  
Weight - 27 Kg  
Petrol powered

### TF 230



Rated power - 3.45 kW / 4.6 hp @ 3100 rpm  
Working width / depth - 750 mm / 300 mm  
Weight - 67 Kg  
Petrol powered  
Can fit attachments 3, 4, 5, 6 & 12

### TF 338P



Rated Power - 3.8 kW / 5.1 hp @ 3400 rpm  
Working width / depth - 950 mm / 300 mm  
Weight - 73 Kg  
Petrol powered  
Can fit 3, 4, 5, 6 & 12

### TF 440



Rated power - 4.4 kW / 6 hp @ 3600 rpm  
Working width / depth - 1050 mm / 300 mm  
Weight - 84 Kg  
Petrol powered  
PTO  
Can fit all attachments

### TF 545P



Rated power - 5 kW / 6.7 hp @ 3600 rpm  
Working width / depth - 1100 mm / 300 mm  
Weight - 113 Kg  
Petrol powered  
PTO  
Can fit all attachments

### TF 544+



Rated power - 5.8 kW / 7.8 hp @ 3300 rpm  
Working width / depth - 1350 mm / 300 mm  
Weight - 151 Kg  
Diesel powered  
Can fit attachments 3, 4, 5, 6, 7, 10, & 12

### TF 545D+




Rated power - 5.8 kW / 7.8 hp @ 3300 rpm  
Working width / depth - 1350 mm / 300 mm  
Weight - 164 Kg  
Diesel powered  
PTO  
Can fit all attachments

### TF 545DE+



Rated power - 5.8 kW / 7.8 hp @ 3300 rpm  
Working width / depth - 1350 mm / 300 mm  
Weight - 167 Kg  
Diesel powered  
PTO  
Self start  
Can fit all attachments

## ATTACHMENTS



**SUBSIDY AVAILABLE\***

**ANYONE CAN USE**

**TESTED AT FMTTI\***



## WATER PUMPS

### W25P



Cylinder displacement - 25.4 CC  
Total head - 32 m  
Maximum delivery - 110 LPM  
Inlet - 1" / Outlet - 1"  
Rated power (kW/hp) - 0.75/1@7000rpm  
Petrol powered  
2 Stroke

### W40P



Cylinder displacement - 97 CC  
Total head - 15 m  
Maximum delivery - 200 LPM  
Inlet - 1.5" / Outlet - 1.5"  
Rated power (kW/hp) - 1.2/1.6@3600rpm  
Petrol powered  
4 Stroke  
CE Certification

### W50P



Cylinder displacement - 196 CC  
Total head - 30 m  
Maximum delivery - 533 LPM  
Inlet - 2" / Outlet - 2"  
Rated power (kW/hp) - 3.75/5@3600rpm  
Petrol powered  
4 Stroke  
CE Certification

### W80P



Cylinder displacement - 196 CC  
Total head - 28 m  
Maximum delivery - 900 LPM  
Inlet - 3" / Outlet - 3"  
Rated power (kW/hp) - 3.75/5@3600rpm  
Petrol powered  
4 Stroke  
CE Certification

### W65P

NEW



Cylinder displacement - 212 CC  
Total head - 55 m  
Maximum delivery - 583 LPM  
Inlet - 2.5" / Outlet - 2"  
Rated power (kW/hp) - 4.4/6@3600rpm  
Petrol powered  
4 Stroke

### W100D

NEW



Cylinder displacement - 418 CC  
Total head - 24 m  
Maximum delivery - 1533 LPM  
Inlet - 4" / Outlet - 4"  
Rated power (kW/hp) - 6.3/8.4@3600rpm  
Diesel powered  
4 Stroke

## BRUSHCUTTERS

### 321R



Cylinder displacement - 25.4 CC  
Rated power - 0.75kW / 0.9 hp @ 8000 rpm  
Weight (excl. cutting equipment) - 6.1 Kg

### 131R



Cylinder displacement - 32.6 CC  
Rated power - 0.9 kW / 1.2 hp @ 7000 rpm  
Weight (excl. cutting equipment) - 7 Kg

### 331R



Cylinder displacement - 32.6 CC  
Rated power - 1 kW / 1.3 hp @ 7000 rpm  
Weight (excl. cutting equipment) - 7.2 Kg

### 531RS



Cylinder displacement - 33.6 CC  
Rated power - 1.2 kW / 1.6 hp @ 7500 rpm  
Weight (excl. cutting equipment) - 7.1 Kg

### 541RS



Cylinder displacement - 41.5 CC  
Rated power - 1.6 kW / 2.1 hp @ 7500 rpm  
Weight (excl. cutting equipment) - 7.3 Kg

**DID YOU KNOW?**

**4 STROKE IS NOT ALWAYS MORE FUEL EFFICIENT**  
Husqvarna X-Torq saves 20% more fuel & with 75% less emission

**WHAT'S MORE**  
Husqvarna 2 stroke brushcutters have low fuel consumption and save you money

## BACKPACK BRUSHCUTTERS

### 131RB



Cylinder displacement - 32.6 CC  
Rated power - 0.9 kW / 1.2 hp @ 7000 rpm  
Weight (excl. cutting equipment) - 10.2 Kg

### 331RB



Cylinder displacement - 32.6 CC  
Rated power - 1 kW / 1.3 hp @ 7000 rpm  
Weight (excl. cutting equipment) - 9.9 Kg

### 531RB



Cylinder displacement - 33.6 CC  
Rated power - 1.1 kW / 1.48 hp @ 7500 rpm  
Weight (excl. cutting equipment) - 8.9 Kg

### 541RB



Cylinder displacement - 41.5 CC  
Rated power - 1.47 kW / 1.97 hp @ 7500 rpm  
Weight (excl. cutting equipment) - 9 Kg

## ACCESSORIES



Circular saw blade



Scarlet blade



4T Blade



3T Blade



2T Blade



Trimmer head



Trimmer lines



LS&HP 2T & 4T Oil

## CLEARING BRUSHCUTTER

### 545FR



Cylinder displacement - 45.7 CC  
Rated power - 2.1 kW / 2.8 hp @ 9000 rpm  
Weight (excl. cutting equipment) - 8.7 Kg  
X-TORQ®

## EARTH AUGER

### 541EA



Cylinder displacement - 41.5 CC  
Engine power - 1.47 kW / 1.97 hp  
Weight - 9.7 kg  
Drill bit diameter (mm) - 80,150, 200,250  
Extension rod available (mm) - 600,1000

## POLESAW

### 525PT5S



Cylinder displacement - 25.4 CC  
Rated power - 1 kW / 1.3 hp @ 8500 rpm  
Length extended (including cutting equipment) - 402 cm

## MULTI PURPOSE ENGINES

### HH 163MP



Cylinder displacement - 163 CC  
Output shaft - parallel 3/4 inch  
Rated power - 4.1 kW / 5.5 hp @ 3600 rpm

### HH 196MP



Cylinder displacement - 196 CC  
Output shaft - parallel 3/4 inch  
Rated power - 4.8 kW / 6.5 hp @ 3600 rpm

### HH 270MP



Cylinder displacement - 270 CC  
Output shaft - parallel 1 inch  
Rated power - 6.7 kW / 9 hp @ 3600 rpm

### HH 389MP



Cylinder displacement - 389 CC  
Output shaft - parallel 1 inch  
Rated power - 9.6 kW / 13 hp @ 3600 rpm

## OUTBOARD ENGINE

### HH 2120B



Cylinder displacement - 212 CC  
Output shaft - parallel 3/4 inch  
Rated power - 5.6 kW / 7.5 hp @ 4600 rpm

## MISTER

### 362M18



Rated power - 2.8 kW / 3.75 hp @ 7500 rpm  
Weight - 12 Kg  
Coverage vertical / horizontal - 12 / 12 M

## DUSTER

### 362D28



Rated power - 2.8 kW / 3.75 hp @ 7500 rpm  
Weight - 12 Kg  
Coverage vertical / horizontal - 22 / 12 M  
Mister conversion kit available for duster

## BACKPACK SPRAYERS

### 321S15 & 321S25



Tank capacity - 15 L & 25 L  
Rated power - 0.7 kW / 0.9 hp @ 7000 rpm  
Weight - 9.2 Kg / 10 Kg

## PORTABLE SPRAYER

### 321SP



Working pressure - 15 - 35 bar  
Rated power - 0.7 kW / 0.9 hp @ 7000 rpm  
Max working flowrate - 4 LPM

## MANUAL SPRAYERS#

### 301 SM



Tank capacity - 1.5 L  
Working pressure - 0-3 bar  
Spray volume - 300 ml/min  
Weight - 0.53 kg

### 308 SM



Tank capacity - 8 L  
Working pressure - 3 bar  
Spray volume - 800 ml/min  
Weight - 1.8 kg

### 320 SM



Tank capacity - 20 L  
Working pressure - 3 bar  
Spray volume - 800 ml/min  
Weight - 3.4 kg

## TRACTORS

### TC 114



Rated power - 9 kW / 12.06 hp @ 2800 rpm  
Cutting width - 95 cm / 37.4 inches  
Cutting height - 25-100 mm / 0.98-3.93 inches  
Collector capacity - 250 L  
Powered by Husqvarna Engine

### TS 114



Rated power - 9 kW / 12.06 hp @ 2800 rpm  
Cutting width - 95 cm / 37.4 inches  
Cutting height - 25-100 mm / 0.98-3.93 inches  
Powered by Husqvarna Engine

### TC 220TD



Rated power - 14.4kW / 19.3hp @ 3100  
Cutting width - 108 cm / 42.5 inches  
Cutting height - 25-105 mm / 0.98-4.1 inches  
Powered by Husqvarna Engine

NEW



## RIDERS

### R213C



Rated power - 6.6 kW / 8.8 hp @ 3000 rpm  
Cutting width - 94 cm / 37 inches  
Cutting height - 25-75 mm / 0.98-2.9 inches

### R214C



NEW

Rated power - 8.4 kW / 11.2 hp @ 3000 rpm  
Cutting width - 94 cm / 37 inches  
Cutting height - 25-75 mm / 0.98-2.95 inches  
Powered by Husqvarna Engine

**DID YOU KNOW?**

#### LAWN TRACTORS ARE NOT THE ONLY TYPE OF RIDE ON MOWERS

Riders are an even better method of cutting grass since the floating deck is in front and provides a line of sight for the user

#### WHAT'S MORE

Husqvarna articulated steering coupled with excellent range of riders make them an optimal choice

## LAWNMOWERS

### LC219P

NEW



Rated power - 2.75 kW / 3.68hp @2900rpm  
Cutting width - 480 mm / 18.8 inches  
Cutting height - 12-80 mm / 0.4-3.1 inches  
Powered by Husqvarna Engine

### LC118 (PUSH TYPE)



Rated power - 2.2 kW / 2.9 hp @ 2900 rpm  
Cutting width - 460 mm / 18 inches  
Cutting height - 16-80 mm / 0.6-3.1 inches  
Powered by Husqvarna Engine

### LC141C (PUSH TYPE)



Motor power- 1800 W  
Cutting width - 410 mm / 16.14 inches  
Cutting height - 25-75 mm / 0.98-2.95 inches  
Electric corded

### LC419SP (SELF PROPELLED)



Rated power - 2.75 kW / 3.68 hp @ 2900 rpm  
Cutting width - 480 mm / 18.8 inches  
Cutting height - 15-75 mm / 0.59-2.95 inches  
Powered by Husqvarna Engine

## HEDGE TRIMMERS

### 122HD45



Cylinder displacement - 21.7 CC  
Rated power - 0.6 kW / 0.8 hp @ 7800 rpm  
Knife length - 450 mm  
Weight - 4.6 Kg

### 522HD60S



Cylinder displacement - 21.7 CC  
Rated power - 0.6 kW / 0.8 hp @ 7800 rpm  
Knife length - 600 mm  
Weight - 5 Kg  
Adjustable rear handle

## HIGH PRESSURE WASHER

### HP3000

NEW



Displacement - 196 CC  
Max pressure - 207 bar  
Water flow - 540 l/h  
Petrol powered  
4 Stroke  
Powered by Husqvarna Engine

## PRESSURE WASHERS##

### PW 130



Max pressure - 130 bar  
Water flow - 324-465 l/hr  
Motor power - 1500 W

### PW 240



Max pressure - 140 bar  
Water flow - 348-465 l/hr  
Motor power - 1800 W

### PW350



Max pressure - 150 bar  
Water flow - 420-500 l/hr  
Motor power - 2100 W

### PW480



Max pressure - 180 bar  
Water flow - 540-610 l/hr  
Motor power - 2900 W

## BLOWERS

### 125B



Blowing force - 12.5 N  
Air speed (flat nozzle) - 76 m/s  
Air flow (in housing) - 13.3 m³/min  
Rated power - 0.8kW / 1 hp @ 8000 rpm

### 525BX



Blowing force - 15 N  
Air speed (flat nozzle) - 86 m/s  
Air flow (in housing) - 14 m³/min  
Rated power - 0.81 kW / 1.08 hp @ 7300 rpm  
X-TORQ®

### 345BT



Blowing force - 22 N  
Air speed (round nozzle) - 120.7 m/s  
Air flow (in housing) - 21.6 m³/min  
Rated power - 1.6kW / 2.14 hp @ 7000 rpm

### 578BTF



Blowing force - 33 N  
Air speed (round nozzle) - 100 m/s  
Air flow (in housing) - 25 m³/min  
Rated power - 3.14 kW / 4.21 hp @ 8000 rpm  
X-TORQ®

### 570BTS



Blowing force - 37 N  
Air speed (round nozzle) - 106 m/s  
Air flow (in housing) - 28 m³/min  
Rated power - 2.9kW / 3.88 hp @ 8000 rpm  
X-TORQ®

**DID YOU KNOW?**

#### HIGH POWER IS NOT THE MOST IMPORTANT ASPECT OF A BLOWER

Blowing forces, amount of air blown and blowing speed are the main parameters to consider while evaluating a blower

#### WHAT'S MORE

Husqvarna has the world's leading range of blowers

## BATTERY PRODUCTS



Husqvarna's 100 & 200 Series battery equipment offer all the power, performance and intuitive design you expect from Husqvarna, without the need for gas and refuelling. Experience the convenience of instant startups and simple-to-use controls, along with ultra-quiet performance and reduced vibrations. Long-lasting lithium batteries are interchangeable with all our battery products and deliver convenient power and run time, without all the weight.

### BRUSHCUTTERS

#### 110iL



Battery voltage - 36V  
Motor type - brushed  
Max speed - 6500 rpm  
Shaft type straight  
Handle type - loop handle  
Trimmer head - A15B  
Weight (Without battery) - 3.2kg

#### 215iL



Battery voltage - 36V  
Motor type - brushless  
Max speed - 6800 rpm  
Shaft type straight  
Handle type - loop handle  
Trimmer head - R25B  
Weight (Without battery) - 2.6kg

### CHAINSAWS

#### 225i



Battery voltage - 36V  
Motor type - brushless  
Bar size - 12"-14"  
Chain - 3/8 mini  
Oil tank - 200 ml  
Weight (Without battery) - 3.1kg

#### 240i



Battery voltage - 36V  
Motor type - brushless  
Bar size - 14"-16"  
Chain - 3/8 mini  
Oil tank - 200 ml  
Weight (Without battery) - 3.5kg

### BLOWER

#### 230iB



Battery voltage - 36V  
Motor type - brushless  
Blow force - 19.6 N  
Weight (without battery) - 2.5kg

### HEDGE TRIMMER

#### 215iHD45



Battery voltage - 36V  
Motor type - brushless  
Cutting speed - 3000 cuts/min  
Blade length - 450mm

### SPRAYER

#### 318iS20



Battery voltage - 18V  
Motor type - brushed  
Working pressure - 4 bar  
Max flow rate - 800 ml/min  
Liquid tank volume - 20l  
Net weight - 4.8kg

### POLESAW

#### 120iTK4-PH



Battery voltage - 36V  
Motor type - brushed  
Bar size - 10" - 12"  
Chain type - 1/4" 1.3mm  
Oil tank capacity - 170ml  
Overall length - 3040mm  
Weight (Without battery) - 6.1kg

### LAWNMOWERS

#### LC142iS



Battery voltage - 36V  
Motor type - brushless  
Grass box capacity - 50 l  
Cutting height (min-max) - 25-75mm  
Cutting width - 17"  
Cutting height adjustment - Central  
Cutting height steps - 7  
Self-propelled - Yes  
Weight (excluding battery & acc) - 19kg

#### LC142i



Battery voltage - 36V  
Motor type - brushless  
Grass box capacity - 50 l  
Cutting height (min-max) - 25-75mm  
Cutting width - 17"  
Cutting height adjustment - Central  
Cutting height steps - 7  
Self-propelled - No  
Weight (excluding battery & Acc) - 17kg

**Husqvarna (India) Products Private Limited**  
Tower 1, Seawoods Grand Central, Railway Station,  
10<sup>th</sup> Floor, Sector 40, Seawoods, Navi Mumbai,  
Maharashtra - 400 706.  
Email: support.in@husqvarnagroup.com



**AUTHORIZED DEALER:**